

## Post Graduate Programs of IIEI&H Education Department (DO, MS, FCPS Part-II)

Education and research are playing a major role in improving healthcare services. The development of new strategic plans in the health sector is aided by these areas.

The Education Department of Ispahani Islamia Eye Institute and Hospital (IIEI&H) contributes significantly to education and research in the field of ophthalmology.

Approximately 293 postgraduate students obtained postgraduate degrees after completing their course from this institute since 1994, which also significantly contributed to accelerating eye care services across the country. Currently, 27 post-graduate students are studying in different courses in our institute.

Our available courses are 2 years of Diploma in Ophthalmology (D.O.) course under Bangabandhu Sheikh Mujib Medical University (BSMMU), 1 year of FCPS Part-II course under BCPS, and 5 years of MS Residency program under BSMMU. IIEI&H have well-equipped modern classrooms, a library with a computer lab, provision of clinical placement for gathering practical experiences, and a high-quality research facility for postgraduate students.

### Postgraduate courses details of IIEI&H

Name of Course	Started Year	Course duration	Total of No. of students Passed	Current No. of students	Total of No. of students currently in the course
Diploma in Ophthalmology	1994	2 Years	274	20 (1 <sup>st</sup> & 2 <sup>nd</sup> Year)	27
FCPS Part-II	1995	1 Year	19	-	
MS Residency programme	2021	5 Years	-	07	



MS new students (2023) with CEO and HoDs



First MS batch of students with Director of Education



DO students Batch-2022



DO Students batch-2023



OSP Exam of DO students batch 2022



DO student Practical Exam

## IIEI&H Clinical Photography & Patient Care

Mohammad Shamsal Islam, Epidemiologist, Mohammad Iqbal Hossain, AGM, Chandan Majumder, Photographer, Department of Education.

Clinical Photography in Ophthalmology is a highly specialized branch of medical imaging dedicated to the study and treatment of disorders of the eye. In addition to diagnosis and treatment, patient photographs are routinely used in presentations, documentation of surgical outcomes, as well as teaching. Ispahani Islamia Eye Institute & Hospital has long been a destination for eye healthcare throughout the country. Clinical photography is closely integrated into diagnostic and treatment procedures, and applied in patient care. Our clinical photography helps in planning and produces, accurate pre-operative and post-operative comparisons, which aids in self-improvement, patient education, medicolegal documentation, and publications.

### IIEI&H Clinical Photography:

#### Clinical

Photographs, videos, and audio clips are an integral part of a patient's clinical notes in surgery and are made available throughout his/her follow-up periods. Our collected photographs are used as an essential tool to a good clinical evaluation of the patients. Such photographs are extensively used for medico-legal aspects, to avoid allegations about improper or inadequate surgery.

#### Academic

IIEI&H has a proud history of developing human resources on ophthalmology. Keeping this in mind our collected clinical photographs and video recordings of real patients are used to train medical students and para-medical staff members. Our wet lab widely uses such facility to train our local and foreign short and long-term fellows.

#### Research

We have postgraduation courses (DO, FCPS part-II, MS), short and long-term fellowship programs and our students and trainees use clinical photographs, videos/audio clips in their research works and preparation of their thesis, dissertations, and publications works. We have a wide variety of patient cases those are fully documented by our clinical photographer. In our hospital, we keep clinical records of patients in the Pediatric, Neuro & Oculoplasty departments for research and academic purposes.

#### Patient Care & Clinical Photography

Every day we come across many difficult cases at our neuro-ophthalmology department. Patients including cancer often attend this department. Patients are therefore asked to bring all prescriptions along with their MRI/CT scan films and reports. The clinical photographer keeps all records. Later on, the doctors and other support staffs of this department easily can collect the records from the clinical photographer for further treatment and follow ups. 3rd and 6th nerve palsy, papilloedema, ICSOL, myasthenia, meningioma, optic neuritis, etc. are common in this category and we keep all the records for further patient care. Similarly, the Department of Oculoplasty and Orbit has very common cases like Orbitotomy, DCR, Proptosis, Skin Graft, LID Growth/Recon, Lymphoma, etc.



Clinical photographer taking MRI photograph for further evaluation

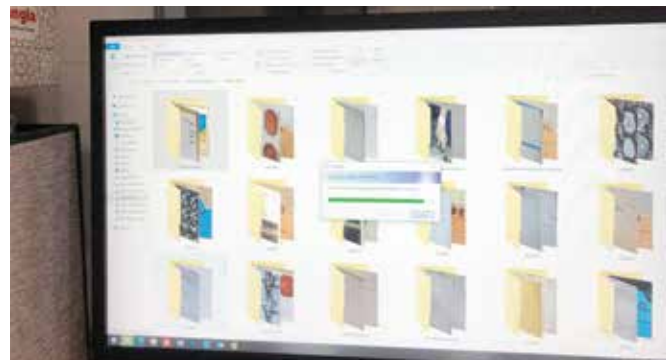


Capturing the Fundus photograph for future reference



Capturing the injured place image for diagnosis and further patient care

in the Oculoplasty and Orbit department. Pre-OP & Post-OP records are being recorded for cases and recorded documents used for patient care.



Preserving captured clinical photos and other document for future references

## Art of Training Session Facilitation for Wider Impact

Dr. SM Younus Ali, Madhoby Flower Munshi & Moshior Rahman Training Department

### Introduction

For adult learning, the art of session facilitation is significant for ensuring that the participants enjoy the session and participate actively to achieve learning objectives. Training is knowledge transfer through imparting learning and materials or content to support the learning. In contrast, facilitation paves the way for thinking in a group setting where one doesn't impart learning and content but rather, encourages the participants to think for themselves. Facilitation creates an environment where participants think about the given issue or topic and share their views and experiences.



### ❖ Difference between a Trainer and Facilitator

Training is the action of teaching a person a specific skill or type of behavior. Facilitation is the act of helping other people to deal with a process or reach an agreement or solution without getting directly involved in the process, discussion, etc.

Facilitators focus on helping adults learning through self-discovery and are often used in brainstorming, strategic planning, and team-building sessions. On the other hand, trainers are subject matter experts who provide participants with knowledge and skills to use in their current jobs.

### ❖ Facilitation methods, materials, and aides

The Training Department of IIEI&H has chosen and applied the following methods for session facilitation for effective learning:

**Collaborative Training:** Collaborative learning is a training methodology where employees share their knowledge and expertise, teaching and learning from one another at the same time. A group learning approach enhances the training experience by capitalizing on each employee's skills, ideas, and institutional knowledge.

**Video Training:** Video-based training is the method of teaching people new subject or skills through video. Turning to video for instruction has become a widespread and common practice. With this kind of training, the retention rate may go up to 65%. This implies, people can remember what they learned through a video than other training materials such as text files, documents, and web articles.

**Cross-visit Training:** Cross-visits, where one group visits another with a learning objective, can be a beneficial activity for program staff to gain knowledge on topics relevant to their work.

**Job Shadowing:** Job shadowing is a type of on-the-job training that allows an interested employee to follow and closely observe another employee performing the role. This type of learning is usually applied to onboard new employees into an organization or into a new role.

**Case Studies:** Case studies can be powerful tools for learning and training. They're evidence-based stories that showcase the outcomes one wants, so using them as the basis for training can make the training more engaging and effective.

**Peer-to-Peer Learning:** Peer learning, sometimes known as peer to peer learning, draws on the expertise of colleagues and peers to accelerate employee growth in an organization. Peer learning is a method that helps students solidify their knowledge by teaching each other. One student tutoring another in a supervised environment can result in better learning and retention.

**Spaced Learning:** Spaced learning is based on the concept that learning is enhanced when knowledge is repeated after certain intervals. Spaced learning breaks down long employee training programs into several sessions or modules of shorter durations, with spaced intervals in between.

**Gamification:** Gamification in education means that educators apply game design elements to an educational setting. The goal is usually to make learning more engaging.

### Materials and aides

Some of the most commonly used training materials and aides are as follows:

- ❖ Presentations. Such as posters, power point etc.
- ❖ Checklists.
- ❖ Procedure documents.
- ❖ Handouts and manuals.
- ❖ Training videos.
- ❖ Activity sheets or exercises.
- ❖ Forms and self-assessments.



Head of the training department with participants



Participants attending group work



Session conducting following the Participatory approach



Participants sharing group work findings

### ❖ Context of training in Ispahani Islamia Eye Institute and Hospital (IIEI&H)

In the context of IIEI&H, we have targeted i) to enhance staff commitment to organization with adherence to its core values and guidelines; ii) strengthen knowledge and skills related to their job functions following set standards.

For balancing service delivery and training we organize training courses of shorter duration applying spaced learning techniques with audio-visual, case studies, brain storming, role play, simulation, and group discussion as frequently used methods. It helps drawing attention of participants, engage them in a thinking process, find relevance with their job task /life, have fun and enjoyment, openness in sharing, putting together efforts to solve problems that ends up with a satisfactory learning.





Dr. Younus Ali Conducting session with participants



Participants attend closing session of the training



Interactive group discussion by Participants

#### ❖ Current practice of session facilitation in IIEI&H

Most of our training courses usually start in the afternoon, at around 3.00 pm, when patient load eases off to some extent. This training timing has been chosen to avoid disruption in service delivery of the hospital. But this timing for the training poses few challenges, for example- drawing attention of the training participants, sometimes many of the participants feel tired etc. To overcome these challenges, we try to begin session with screening a relevant short video clip that usually help in converging the diverse attention of the participants to one particular point. It also gives a sense of relaxation and participants start enjoying session. The video presentation is usually followed by brain storming session on pre-selected known problems, Power Point presentations and group works. The training sessions end up with achieved learning objectives; participants are satisfied and are promised to apply learnings in their job as well as real life situations.

### Education & Training Program for IIEI&H Nurses

**Md. Mofizul Islam**  
Associate Director

**Nursing Management & Quality Assurance**

Education & Training are provided to all our nurses to adapt to new concepts, innovations, procedural applications, and acquisitions of increased expertise. Nurses are monitored through an individualized training needs assessment continuously. An in-service academic program named

“In-house Ophthalmic Nursing Course” is provided to enhance the clinical skill of in-house nurses at their workplace. The training activities of our nurses start with the orientation of a new nurse. Mandatory training on procedural skills is also required before assigning staff allocation. Our nurses are empowered through different training activities like daily spot training, ward teaching, return demonstration, and Continuing Nursing Education (CNE). To energize and motivate our nurses, more emphasis is being drawn on procedural skills in the Continuing Nursing Education program. Sessions with watching relevant training videos are organized in each month. It contains different nursing procedures showing how to execute procedures properly and ideally. Infection Control Awareness Training is always updated accordingly. These endeavors for staff development in the Nursing Services are also meant to remove the old styles of thinking and helping the hospital to shift into a distinct nursing model that combines an equal measure of quick wit, compassionate heart, and efficiency of hard work. Our nurses are trained in comprehensive nursing procedures, eye care procedures, infection controls, safe & quality nursing care, etc.



Adviser, Zahida Ispahani spoke training session with the nurses



CEO spoke at the “in-house Ophthalmic Nursing Course inaugurate session”



DMS & DDMS present in orientation program





Classroom training



Classroom training



Classroom training



Spot training

### "A Roadmap to Excellence: The Significance of the Career Pathway in the Hospital"

**Saiful Islam Khan, SHRBP, CHRP**

**Senior Manager, Human Resources Department**

Success of any organization is deeply intertwined with the collective effort of its staff members. It is the tireless dedication, professionalism, and ambition of each individual member that propels the institute forward. In recognition of this, the Human Resources Department at Ispahani Islamia Eye Institute and Hospital is committed to fostering a working environment that encourages growth, development, and progress for all staff members.

As we embark on a journey of excellence, we are thrilled to mention one of the most pivotal aspects of our hospital that has been instrumental in shaping our collective growth and success - the well-established "Career Pathway" for both clinical and non-clinical staff across various departments within Ispahani Islamia Eye Institute and Hospital.

The Career Pathway, which has now become an integral part of our existing practices, serves as a guiding light for all staff members aspiring to advance in their professional journeys. Designed with meticulous attention to detail, this career advancement model outlines the clear path for growth within our esteemed hospital.

The Career Pathway model represents a significant milestone for our HR department. By providing a clear, written framework for career progression, we are ensuring fairness, transparency, and equal opportunity for all staff members. This model considers the skills, qualifications, and experience necessary for advancement, making the process objective and unbiased.

We are proud to say that favoritism and bias have no influence in our career progression framework. The merit-based structure of our Career Pathway ensures that everyone has an equal shot at advancement, based solely on their qualifications and performance thus, fostering a healthy, competitive and fair work environment.

Our Career Pathway is not merely a static document; rather, it reflects our shared commitment to continuous improvement. As our organization grows and evolves, so does the Career Pathway. We strive to keep it dynamic and responsive to emerging opportunities, making certain that it remains a relevant and effective tool for every staff member's career progression.

In conclusion, we want to express our gratitude to each staff member for embracing the Career Pathway and actively contributing to its effectiveness. Their dedication and pursuit for excellence drive the success of the hospital and the satisfaction of the patients.

### A 70 years old woman with hyper mature Cataract: A Life-Changing Surgery

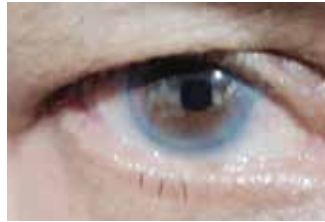
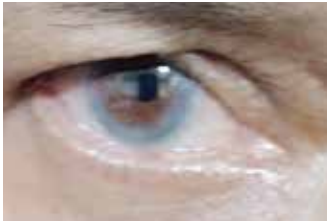
**Dr. Ahmed Zahir Bin Zia**

**Senior Consultant, Department of POPD, IIEI&H**

#### Case Report:

Razia Begum, A 70 years old lady came to our hospital with complaints about dimness of vision in both eyes for two years. Before coming to our hospital, she visited some well-known private hospitals in Dhaka city. As her visual acuity was in question (PL) and no one was willing to undertake the surgery. Being visually handicapped, she had become totally dependent on her family.

After evaluation in POPD of our hospital, she was diagnosed as hyper-mature cataracts in both eyes and needed immediate cataract surgery to prevent complications. She underwent SICS with PC-IOL in both eyes. The surgery was very difficult, but our experienced surgeon tackled the case-successfully. The post-operative vision was 6/12 and 6/18 respectively without glass and 6/6 with glass. Her family members were excited about her visual gains. Her quality of life improved and her good vision obtained after surgery.



Patient Right eye after Surgery    Patient Left eye after Surgery



POPD Senior Consultant Performing Patient Examination

### Visit of the Delegation from the Australian High Commission at IIEI&H

A delegation team from the Australian High Commission, Dhaka paid a visit to our hospital on 07th August 2023. The team was led by Mr. David Tang, Third Secretary (Development). They were also accompanied by a team from the Fred Hollows Foundation, Australia. The visit signifies the long-standing partnership with the Fred Hollows Foundation and the Australian government with IIEI&H. The delegation was given an appraisal briefing on the hospital's activities. They also visited the wet lab under the education department and saw the training facilities there. They were taken around the hospital including the in-patient ward. Mr. David and his team were highly impressed with the overall activities and the standard of services being provided to the patients in the hospital. Ms. Zahida Ispahani, Adviser, IIEI&H Society, the CEO, Acting Country Manager of Fred Hollows Foundation, Bangladesh country office, and other senior officials accompanied during the visit.



Australian High Commission delegation team attended a formal discussion session



Australian High Commission delegation team visited wetlab



Mr. David Tang, Third Secretary (Development) put his comments in the visitor book

### Visit of a High-Level Delegate of Fred Hollows Foundation at IIEI&H

A high-level delegate from the Fred Hollows Foundation paid a visit to our hospital on 24th May 2023. IIEI&H has a long and proven partnership with the Fred Hollows Foundation and the visit of the team signifies this further. The team members were given an appraisal of the hospital's activities and community services. The team has visited various departments of the hospital and was highly impressed after seeing the hospital functions, particularly the pediatric department including the low vision and vision Therapy clinic. The CEO, Director of Finance, Director of Community Services, Deputy Director of Medical Services and Head of Pediatric and Strabismus Department accompanied the team.



Advisor and CEO welcoming the Australian High Commission delegation team at IIEI&H





High Level Delegate of Fred Hollows Foundation visited IIEI&H



MoU signed between IIEI&H and Fred Hollows Foundation



Fred Hollows Foundation team visited Fred Hollows Auditorium



Day-case ward visited by Fred Hollows Foundation team

## Screening of Breast Cancer and Awareness Program Organized at IIEI&H

Ispahani Islamia Eye Institute & Hospital and Bangladesh cancer society jointly organized a day-long breast cancer screening and awareness program on July 5, 2023, at Fred Hollows Foundation Auditorium of IIEI&H. It may be noted that breast cancer is one of the major cancers in developing countries and also a leading cause of death among women. As per the state of 2020, there were nearly 2.3 million women alive who had been diagnosed with breast cancer in the previous 5 years. Early detection can greatly increase survival

rates. It is therefore very significant for all women to be aware of the disease and should undergo a screening system through appropriate screening teams. Treatment for breast cancer can be very effective, especially when the disease is identified early. Female employees were made aware of the danger of ignorance attitude, fear, social stigma, and impending suffering. The management of IIEI&H expressed deep gratitude to the Bangladesh Cancer Society for organizing this effective and timely initiative awareness program. A total of 350 female staff of IIEI&H were registered and among them, 313 attended the screening program.



Advisor IIEI&H society, Zahida Ispahani spoke at Programme



CEO Spoke the Screening of Breast Cancer and Awareness event



Speech delivered by Mr. Mosud Mannan NDC (Ex-Ambassador)



Prof. Golam Mohiuddin Farque spoke in the event





Director of education spoke at the Programme



Guests and participants in the Screening of Breast Cancer and Awareness event

### IIEI&H launched the 18th Vision Center at Kharkharia, Nandina, Jamalpur

The 18th Vision Center of Ispahani Islamia Eye Institute and Hospital was inaugurated at Kharkharia, Nandina, Jamalpur. The program was graced by Dr. Pronoy Kanti Das, Civil Surgeon, Jamalpur. Mr. Md. Abdul Jalil, Chairman, Ranagasa Union Parishad. The program was also attended by the CEO, IIEI&H, the Director (Community Service), doctors, local community leaders, land donor Mr. Monirul Hoque and other staff members.



CEO and guests inaugurating the 18th Vision Center of IIEI&H



Partial view of newly established Vision Center



CEO and guests opening Vision Center by cutting the ribbon



Participants of inaugurating the 18th Vision Center of IIEI&H

### World Nurses Day-2023 was Observed at IIEI&H

Ispahani Islamia Eye Institute and Hospital, Nursing Department observed a day-long activity as part of the International Nurses Day- 2023, on the birth anniversary of Florence Nightingale, the founder of modern nursing. The theme chosen by the International Council of Nurses for the year 2023 was "Our Nurses, Our Future." The formal program was organized on 11th May 2023 at the Fred Hollows Auditorium Hall of IIEI&H. The session was attended by the CEO, doctors, Nurses, and other staff members of the hospital. Awarding of the crest to senior nurses and organizing cultural program were some of the events included in the occasion.



CEO delivered his speech in the event





Oath taking in the world nurses day-2023 event



Glimpse of the culture program of world nurse's day-2023 observation event



Group song performing by IIEI&H nurses at the event

### Sharing Insights from Recent International Conferences

**Dr. Bipul Kumer Sarker**  
FRCS (UK), MRCS (UK), FICO (UK), FCPS  
Consultant & Associate Professor  
Ispahani Islamia Eye Institute and Hospital, Bangladesh

**AIOC 2023: Enriching Exchange of Knowledge in Kochi, India**  
From May 11th to 14th, 2023, I had the privilege of attending the 81st Annual Conference of the all India Ophthalmological Society (AIOC 2023). I was invited to be a speaker at the conference and had the amazing opportunity to deliver two talks on cutting-edge topics in ophthalmology. The event was held in the picturesque city of Kochi, also known as Cochin, nestled along the southwest coast of India's coastal Kerala state. One of the standout moments of the conference was participating in the presidential dinner, where I had the chance to interact with fellow professionals and share insights. Additionally, there was a mesmerizing breakfast session aboard a cruise that gathered all the invited speakers. The experience of discussing ideas while cruising along was truly unforgettable. With over 5000 delegates in attendance, the conference provided a dynamic platform for learning and knowledge exchange. The richness of all the subspecialty sessions further contributed in making this event a remarkable opportunity to learn and share knowledge.



Attended the event of AIOC-2023

### World Glaucoma Congress®: Unveiling New Horizons in Rome, Italy

Continuing the journey of professional growth, I had the pleasure of attending the 10th World Glaucoma Congress® in Rome, Italy, from June 28th to July 1st, 2023. This was an incredibly enriching experience, where I not only delivered a faculty talk and presented two posters but was also honored with a travel grant of 1000 euros and a waived registration fee of around 700 euros. The congress comprised of over 70 sessions, including workshops, symposiums, and Q&As, which provided valuable insights to fine-tune practice techniques and advance careers. Beyond the professional aspect, this journey also offered the opportunity to explore Europe, including in sightseeing, and create some truly memorable moments. Learning new things while traveling was an incredible experience and added an extra colour to the trip.



Dr. Bipul Kumer Sarker delivered his presentation at the World Glaucoma Congress

### My Experience as Foreign Fellow at IIEI&H

I'm Dr. Ojuma Michael Stephen from Kenya and got a chance to receive a 6-weeks Phaco-training at Ispahani Islamia Eye Institute and Hospital. As a long-term fellow, I had the opportunity to do 24 Phaco surgery and 2 SICS cases during my training journey at IIEI&H. "I'm very lucky to have the opportunity for this new surgical skill development programme and the training was very objective and hands-on". I strongly believe that my objectives were fully achieved in terms of Phaco-surgery and significantly improved my SICS surgical skills by receiving the training from IIEI&H. The surgical skill development of IIEI&H is driven by highly skilled and motivated senior ophthalmologists from the anterior segment department, and the training is more of an apprenticeship. I salute all the trainers who were involved directly or indirectly in imparting my knowledge and surgical skills. Personally, I believe that the skills I acquired during the training period will significantly impact my surgical outcomes in treating patients and my country's eye healthcare. Finally, the opportunity of working in IIEI&H help me to understand the traits of leadership that drive a tertiary eye care hospital to greater heights.



Fellow practicing in the well-equipped wetlab



Fellow performing surgery at OT



Fellow spoke his certificate-giving ceremony



Fellow received his Phaco-training completion certificate

## Experience of Neuro-Ophthalmology Long-term Fellow Dr. Sanjida Naharin

I am Dr. Sanjida Naharin, neuro-ophthalmology fellow completed my 18-month long-term fellowship in the neuro-ophthalmology department. I had a dream to be a Neuro-Ophthalmologist" and by the grace of Almighty Allah, I had reached my destination.

I gained my Neuro-ophthalmology knowledge that merges the field of neurology and ophthalmology. In my 18th month's fellowship, I attended Neuro Science Hospital for 3 months and gained knowledge about neurology. I had the opportunity to observe a lot of neurological cases and gained experience in many new treatment modalities, especially operations including brain tumors. I had a chance to attend Aravind eye hospital, Madurai India in the Neuro-ophthalmology department for a 1-month observer ship programme and learned many Neuro-ophthalmology updated knowledge there including VEP & ERG machines and their operating procedure.

Electrical Medical Record (EMR) system is one of the important daily parts of the Aravind eye hospital patient management I observed there. I visited many historical places and had a great time with well-known ophthalmologists. This one-month training program was a great experience & learning for me. Currently, I'm working in the neuro-ophthalmology department as a junior consultant and serving IIEI&H patients.



Dr. Sanjida Naharin, received her long-term fellowship completion certificate from the CEO.



Dr. Sanjida Naharin received her certificate from Dr. Mahesh Kumar, HoD Neuro-Ophthalmology Department, Aravind Eye Hospital, India.

## Second Editorial Meeting of IIEI&H Journal Held

The second editorial board meeting of IIEI&H journal was held on 24th July 2023 at 5:00 PM in the Board room of Ispahani Islamia Eye Institute & Hospital. The Editor-in-Chief chaired the meeting. Dr. A.S.M. Moin Uddin, head of the editorial policy sub-committee presented the draft editorial policies and editorial board members also shared their views in the discussions. The viewpoints would be taken into consideration while finalizing the editorial policy. It was also decided to extend the deadline for submitting the manuscript till September 30, 2023.





Editorial board members attended 2nd editorial meeting of the IIEI&H journal

### Birthday Celebration of Ms. Zahida Ispahani Advisor, IIEI&H Society

IIEI&H family celebrated the birthday of Ms. Zahida Ispahani, Advisor IIEI&H Society at the hospital premise on 26th June 2023. At this event, the Director of Medical Services, Director of Education, Director of Finance, Director of Community Services, and Associate Director (HRD) along with doctors and staff members of the hospital welcome her with flowers and wished her good health, happiness and good fortune through knifing a cake.



IIEI&H family celebrating the birthday of advisor, Ms. Zahida Ispahani



Knifing a cake to celebrate the birthday of the advisor, IIEI&H society

### 75th Academic Council Meeting held

The 75th Academic Council Meeting was held on 8th August 2023 as part of the continuous academic activities of the IIEI&H in the Board room of Ispahani Islamia Eye Institute & Hospital. The CEO chaired the meeting. The director of

Medical Services, the Director of Education, and all Heads of the Departments attended the meeting. A total of 5 agendas were discussed and a few important decisions were made in the Academic Council Meeting.



75th Academic Council meeting held at IIEI&H board room

### 30th and 31st ERC Meetings Held

As part of the continuous academic activities of the IIEI&H, the 30th and 31st Ethical Review Committee (ERC) meeting was held on 13th May and 20th May 2023 respectively at the Education Department. The ERC meeting was chaired by Prof. Dr. Saleh Uddin and attended by member secretary, Prof. Dr. Sarwar Alam, ERC member Prof. ASM Kamal Uddin, Associate Prof. Dr. Mahmood Mujtaba, Mr. Abu Naser Siddique, and Ms. Tania Sultana, and Delegate of Research Committee Associate Prof. Dr. Riffat Rashid attended the ERC meeting. A total of 10 protocols were reviewed in the 30th and 31st ERC meetings and all were approved with few minor corrections.



30th ERC meeting held at education department



30th ERC meeting held at education department



Gate - 1



Gate - 2



Gate - 3



Gate - 4

## Contact us

**Ispahani Islamia Eye Institute and Hospital**  
116/C/2, Monipuripara, Farmgate  
Dhaka-1215, Bangladesh  
Email: [info@islamia.org.bd](mailto:info@islamia.org.bd)  
Phone: 8141969, 8143158, 55028622  
Call Center: 096 109 98333

### Time Schedule:

7:30 am to 6:00 pm (Sat to Wed)  
7:30 am to 1:30 pm (Thursday)  
We are closed: Friday / Public Holidays

### Our Branch Hospitals Location

#### Jamalpur Branch:

Satadal, Amlapara, Jamalpur-2000,  
Bangladesh, Tel: 0981-64535  
Email: [info@islamia.org.bd](mailto:info@islamia.org.bd)

#### Naogaon Branch:

Noor Manjil, Chalk Mokter Road  
Main Road, Naogaon  
Tel: 0741-61662  
Email: [info@islamia.org.bd](mailto:info@islamia.org.bd)

#### Barishal Branch:

274, Iqbalbagh  
West Bogra Road, Barishal  
Tel: 0431-2176680  
Email: [info@islamia.org.bd](mailto:info@islamia.org.bd)

#### Kulaura, Moulvibazar Branch:

Anwara Shopping Complex, Uslapara,  
Kulaura, Moulvibazar, 3230, Sylhet,  
Bangladesh, Tel: 01300284092

## Editorial board

**Brig Gen AKM Akhtaruzzaman, ndc, psc (Retd),**  
Chief Executive Officer

**Prof. Dr. Md. Sibgatullah**

**Associate Prof. Dr. A.S.M. Moin Uddin**

**Associate Prof. Dr. Bipul Kumer Sarker**

**Major. Dr. Shah Md. Rajibul Islam (Retd), Jr. Consultant**

**Mohammad Shamsal Islam, Epidemiologist**